







No. 7027-10 CAPRICE SIDE CHAIR ESPRESSO

As Shown: 7027-10+8139-64

Pole rattan frame and legs with a double wall back woven in rattan peel in an espresso finish. Chair is accented with leather bindings and includes fixed upholstered seat.

Upholstery/Finishing Lead Times Apply

Overall Dimensions: 22.75"w x 25.5"dp x 39.25"h

- ★ Fabric Selection Required
-  Customers Own Material
-  Hospitality Grade
-  Truck Ship Only
-  Customized In The USA

No. 7027-10 CAPRICE SIDE CHAIR ESPRESSO

As Shown: 7027-10+8139-64



CONTRASTING WELT OPTION

ADD THIS NUMBER FOR CONTRASTING WELT

8501-__ +2-digit fabric code

PRODUCT SPECIFICATIONS

Overall Dimensions 22.75"w x 25.5"dp x 39.25"h
Overall Dimensions Seat: 19.5"h

SHIPPING INFORMATION

Box Size - Length 25"
Box Size - Width 25"
Box Size - Height 40"
Weight - In Box 26 lbs.
Weight - Out Of Box 18 lbs.
Delivery Method Truck Ship Only

FRAME:

7027-10

* Fabric yardage required is based on 54" wide linear yard for solid fabrics.

For fabrics with repeats, contact comdept@palecek.com for yardage.

WELT STD UPHOLSTERY

Fabric 1.50 yards*

FRAME + UPHOLSTERY

7027-10+8139-00 Muslin
7027-10+8139-__ A Grade
7027-10+8139-__ B Grade
7027-10+8139-__ C Grade
7027-10+8139-__ D Grade
7027-10+8139-__ E Grade
7027-10+8139-__ G Grade
7027-10+8139-__ L Grade
7027-10+8139-__ M Grade
7027-10+8139-99 COM-one
7027-10+8139-68 COM-two